

Titan 2 DP-2

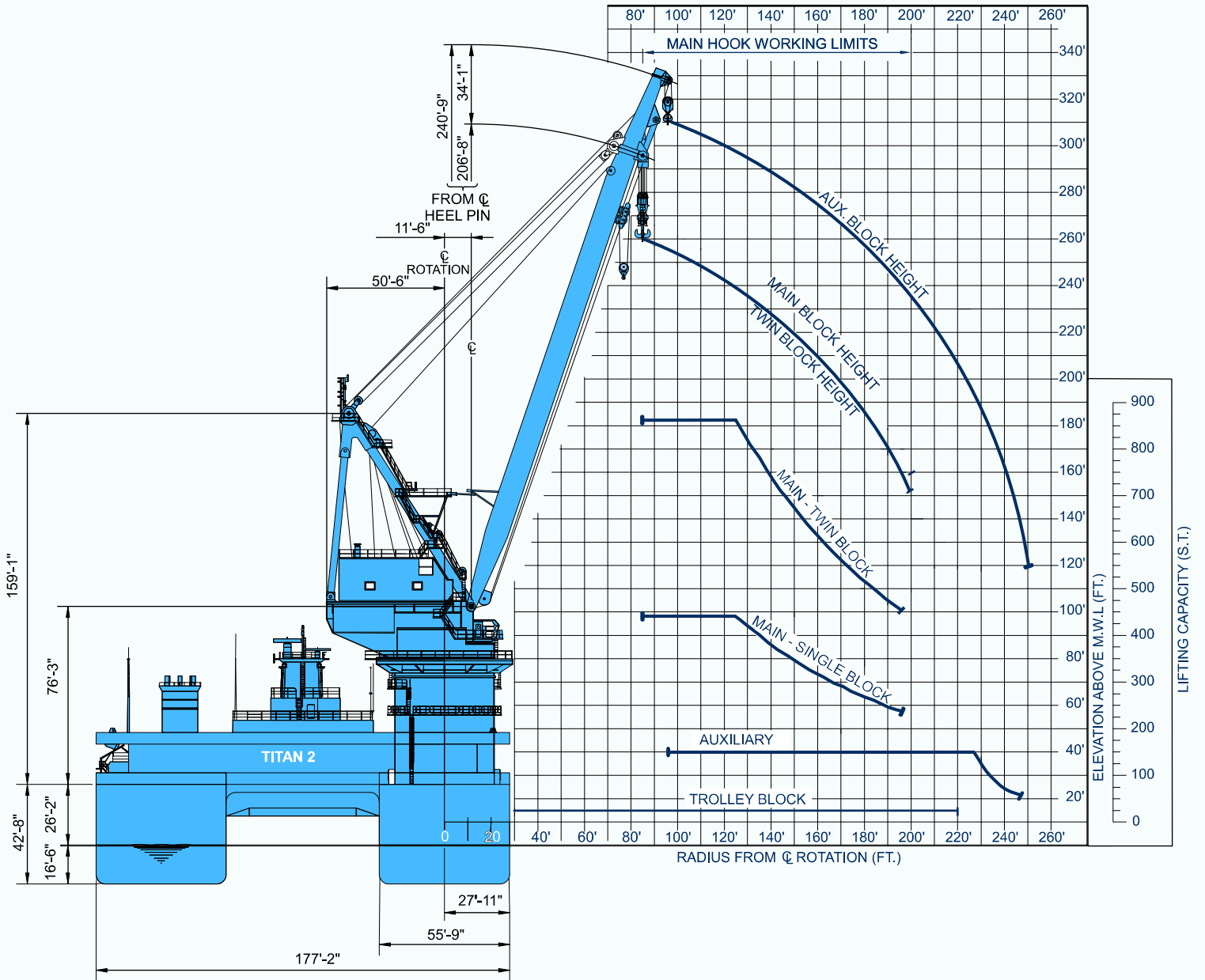
globalind.com



Titan 2
Catamaran Crane Vessel



VESSEL DATA SHEET



HOOK RADIUS vs. LIFTING CAPACITY & HOOK HEIGHT

Catamaran Crane Vessel



GENERAL

Length (overall)	408.05 ft (124.36 m)
Width	177.17 ft (54 m)
Depth	42.65 ft (13 m)
Classification	1A1 Crane DK (+) ECO ICE-1B DYNPOS AUTR
Year Built	1985
Registry (Flag)	Ukraine
Operating Draft (min/max)	11.9 ft (3.63 m) / 13.16 ft (4.01 m)
Tonnage (gross / net)	19,813 gross
Max Deck Load	Project Specific
Free Deck Area (length x width)	24,920 sq ft (2,316 m ²)
Moon Pool (yes / no)	no
Accommodations	330 people
Hospital Beds	2
Transit Speed (econ / max)	9 knots max
Helicopter Max Rating	12,000 lbs
Helicopter Refueling Capacity	N/A
Helideck Dimensions	49 ft (14.94 m) x 49 ft (14.94 m)

MACHINERY

Main Engines	(3) 1,850 kW @ 750 rpm
No. of Generators	12
Main Power	(3) 1,876 kW
Auxiliary Power	(3) 180 kW, (5) 352 kW, (1) 100 kW
No. of Compressors	3
Total Output	50 cfm (84.95 m ³ /h)
Water Makers	Sea Recovery
Total Capacity	1,250 USG/h (4,731.25 L/h)

BUNKER CAPACITY

Fuel	224,544.5 USG (849,900 L)
Fresh Water	52,834 USG (198,273.4 L)
Potable Water	31,700 USG (119,984.5 L)

DYNAMIC POSITIONING

DP Class	DPS-2		
DP System	Kongsberg SDP 21		
Thrusters	2	8	2
Type	Z-Drive Full Azimuth	Outdrive Full Azimuth	Bow (Tunnel Mount)
Power	2,278 hp	1,045 hp	536 hp
Total DP Power	13,988 hp		

COMMUNICATION SYSTEMS

UHF Motorola - Internal Com; VHF SSB Radio - Ship to Shore Com;
Mini M-Sat Com; Emersat Phone - Sat Com;
MTN V-Sat Phone - Sat Com

NAVIGATION

GPS - GP-70 MK2; GPS - DPS 100
Furuno Radar - FR-2825; Furuno Radar - Fr2120

MOORING EQUIPMENT

No. of Anchors; Weight	(2); 20,000 lb (9,072 kg)
Make, type	Delta Flipper
No. of Winches	(2) Electric
Make, type	Rauma Repola, mw750 ES
Wire (length/diameter)	4,921 ft (1,500 m) / 2 in

MAIN CRANE

Derrick	
Make, Model	Gusto/Kone
Type	Revolving Gantry (Electric)
Boom Length	
Main	206.67 ft
Auxiliary	240.75 ft
Whip	Trave type trolley
Capacity	
Main Revolving	N/A
Main Fixed	881.85 s. tons @ 124.67 ft (800 MT @ 38 m)
Auxiliary	165.35 s. tons @ 193.57 ft (150 MT @ 59 m)
Whip	22 s. tons @ 220 ft (20 MT @ 67.06 m)

AUXILIARY CRANE(S)

Make, Model	Manitowoc 3900 W
Type	Crawler
Boom Length	120 ft (36.58 m)
Capacity	86 s. tons (78 MT)

MISSION EQUIPMENT

Davits	5 hydraulic
--------	-------------

STINGER

	N/A
--	-----

PIPE BURY EQUIPMENT

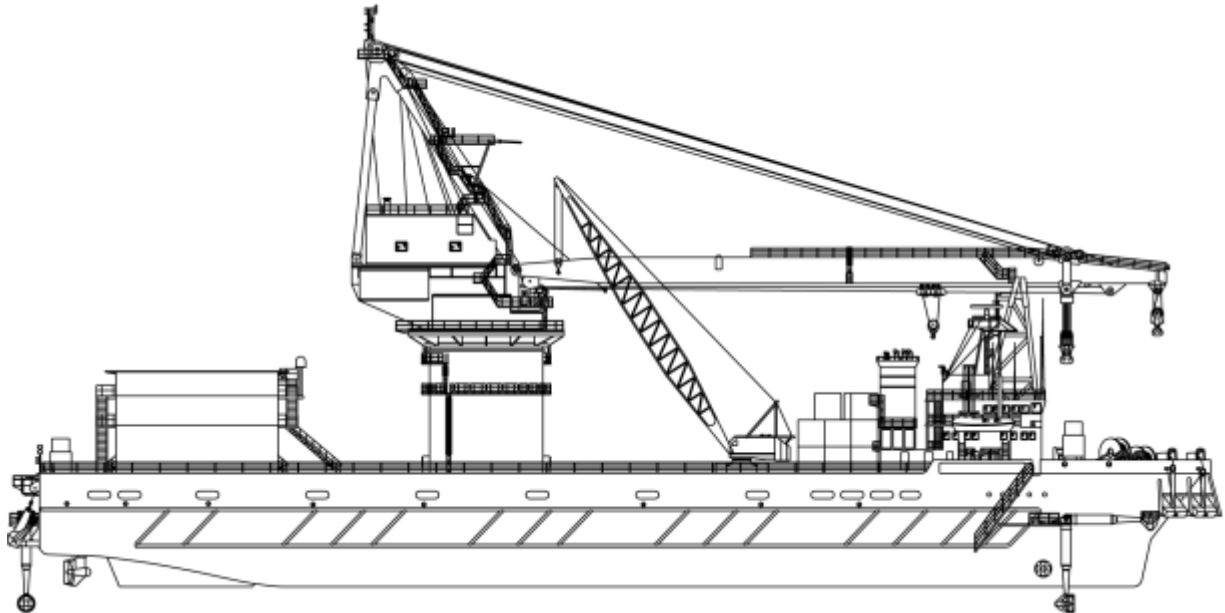
Pipe Diameter (min/max)	4 in / 36 in
Jetting Pumps	Potable
Type	(6) Stage Hazelton
Capacity	950 psi @ 1780 RPM
Compressor Eductor (make/model)	Atlas Capco Rental
Capacity	1,600 cfm (2,718.4 m ³ /h)
Water Eductor (make/model)	Goulds verticle supply pump
Capacity	1,200,000 USG/h
Pump (make/model)	Goulds, VMP autoprime
Capacity	150 hp
Sled Winch (make/model)	N/A
Capacity	N/A
Hose Reels	
Type	(1) hydraulic, 4 in diameter
Capacity	250 psi working pressure

DIVING SYSTEM

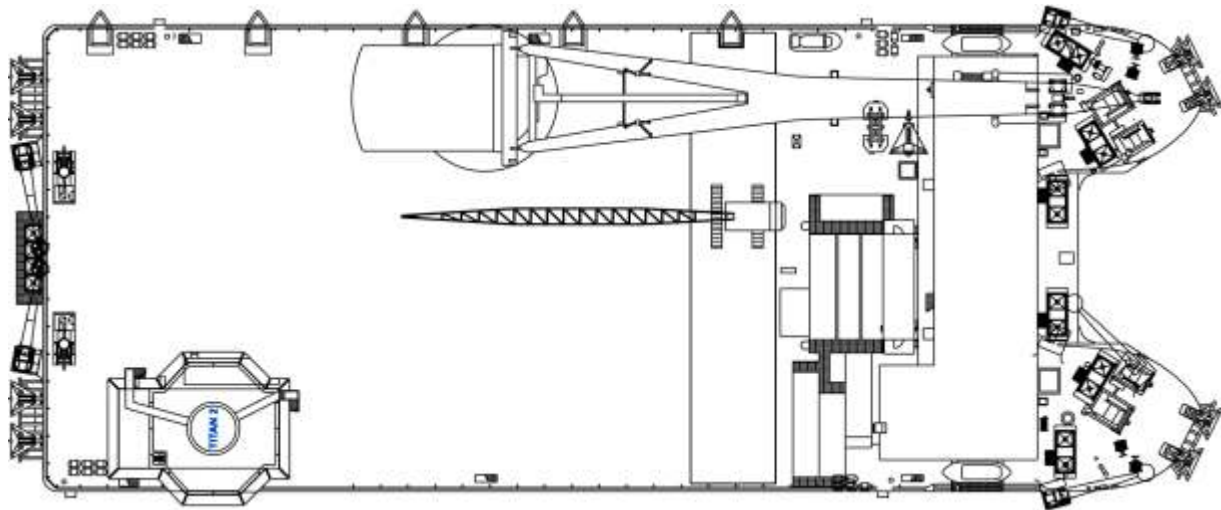
	TSS - 1504
	1000 FSW (300 m) - 10 man Portable Saturation System
	2 man bell - ABS certified

FIRE SUPPRESSION SYSTEM

	FIFI 2-Fire suppression system
--	--------------------------------



PROFILE



PLAN



globalind.com

Global Offshore Mexico
Calle 31 x 42 No. 120 Col. Tacubaya
C.P. 24180, Cd. del Carmen
Campeche, México
Phone: 0 11 52 938 38 22300
Fax: 0 11 52 938 38 21099

Corporate Headquarters
8000 Global Drive
Carlyss, La. 70665
Phone: (337) 583-5000
Fax: (337) 583-5100

Mexico City Office
Torre del Bosque, Piso 10
Manuel Avila Camacho #24
Col. Lomas de Chapultepec
C.P. 11000, Mexico, D.F.
Phone: 0 11 52 55 5540 6999
Fax: 0 11 52 55 5540 7061